



# Submittal Data Information

101-097

## Model 006 Flanged Cartridge Circulator

Effective: March 15, 2004

Supersedes: NEW

Job: \_\_\_\_\_ Engineer: \_\_\_\_\_ Contractor: \_\_\_\_\_ Rep: \_\_\_\_\_

ITEM NO.	MODEL NO.	IMP. DIA.	G.P.M.	HEAD/FT.	H.P.	ELEC. CHAR.

### Features

- Standard High Capacity Output-Compact Design
- Optional Variable Speed or Priority Zoning Control
- Quiet, Efficient Operation
- Direct Drive-Low Power Consumption
- Unique Replaceable Cartridge Design-Field Serviceable
- Self Lubricating
- No Mechanical Seal
- Unmatched Reliability-Maintenance Free
- Cast Iron, Flanged Construction

### Materials of Construction

Casing (Volute): Cast Iron  
 Stator Housing: Steel  
 Cartridge: Stainless Steel  
 Impeller: Non-Metallic  
 Shaft: Ceramic  
 Bearings: Carbon  
 O-Ring & Gaskets: EPDM

### Model Nomenclature

F – Cast Iron, Flanged

#### Variations:

- Z – Zoning Circulator
- VR – Variable Speed Outdoor Reset
- VS – Variable Speed Set Point
- VV – Variable Speed Variable Voltage
- J – Bronze Cartridge with Cast Iron Casing

### Performance Data

Flow Range: 0 – 10 GPM  
 Head Range: 0 – 9 Feet  
 Minimum Fluid Temperature: 40°F (4°C)  
 Maximum Fluid Temperature: 230°F (110°C)  
 Maximum Working Pressure: 125 psi  
 Connection Sizes: 3/4, 1", 1-1/4", 1-1/2" Flanged



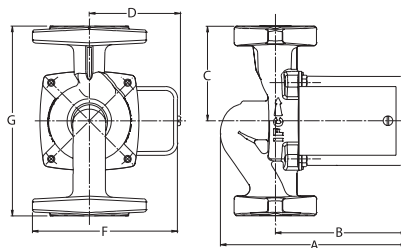
**FOR INDOOR USE ONLY**

### Application

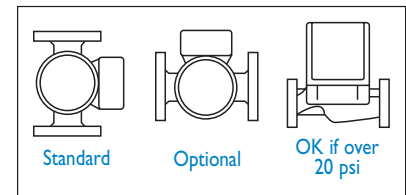
The 006 Flanged Cartridge Circulator is designed for the circulation of hot or chilled water in a wide range of closed loop applications. Typical uses include secondary hydronic heating zones, radiant heat injection, and hydro-air fan coil heating/cooling. The unique, replaceable cartridge contains all of the moving parts and allows for easy service instead of replacing the entire circulator. Available with optional Variable Speed control or Priority Zoning control with built-in transformer, relay, and priority switch in one complete package to make it ideal for zoning.

### Pump Dimensions & Weights

Model	A		B		C		D		F		G		Ship Wt.	
	in.	mm	in.	mm	in.	mm	in.	mm	in.	mm	in.	mm	lbs.	Kg
006-F4	6-1/4	159	4-3/8	111	3-3/16	78	2-15/16	75	4-7/8	124	6-3/8	162	7.0	3.2
006-ZF4	6-1/4	159	4-3/8	111	3-3/16	78	3-9/16	91	5-3/8	137	6-3/8	162	8.0	3.6



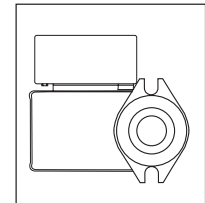
### Mounting Positions



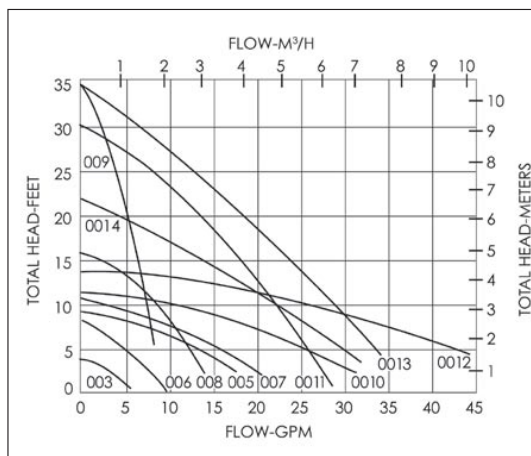
### Electrical Data

Model	Volts	Hz	Ph	Amps	RPM	HP
006 All Models	115	60	1	.52	3250	1/40
Motor Type	Permanent Split Capacitor Impedance Protected					
Motor Options	220/50/1, 220/60/1, 230/60/1, 100/110/50/60/1					

### Flange Orientation



### Performance Field - 60Hz



## Do it Once. Do it Right.

Taco, Inc., 1160 Cranston Street, Cranston, RI 02920 Telephone: (401) 942-8000 Fax: (401) 942-2360  
 Taco (Canada), Ltd., 6180 Ordan Drive, Mississauga, Ontario L5T 2B3 Telephone: (905) 564-9422 Fax: (905) 564-9436

Printed in USA  
 Copyright 2005  
 TACO, Inc.

Visit our website at: [www.taco-hvac.com](http://www.taco-hvac.com)